



Catalog Number

FIXTURE

FR1 – Single Head Free
FR2 – Dual Head Free

VOLTAGE

120 – 120 Volt
277 – 277 Volt

EXAMPLE: FR1-120

Specifications

CONSTRUCTION

Fixture constructed of die-cast aluminum. Transformer housing is formed steel. Mounting bracket constructed of stainless steel.

SHIELDING

Lamps are shielded with screw-on, frosted white glass cylinders.

FINISH

Fixture finished in metallic gray structured proxy powdercoat paint.

ELECTRICAL

Specify 120 or 277 volt. Fixture is supplied with internal electronic transformer and fully gasketed and U.L./C.U.L. wet location labeled. Fixture may be dimmed with no special modification or specification.

LAMPING

35 Watt, bi-pin T4 halogen lamp. Lamp(s) not included.

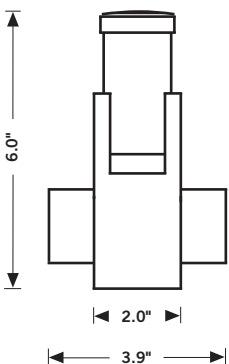
MOUNTING

Fixture is supplied with Énergie junction box. See reverse for detail.

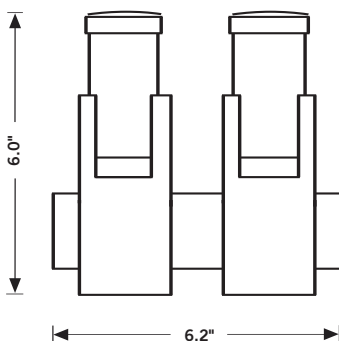
3" overall depth meets ADA requirements.

Dimensions

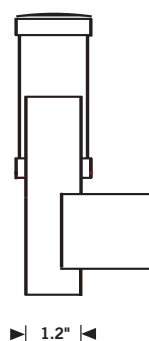
SINGLE HEAD FREE



DUAL HEAD FREE

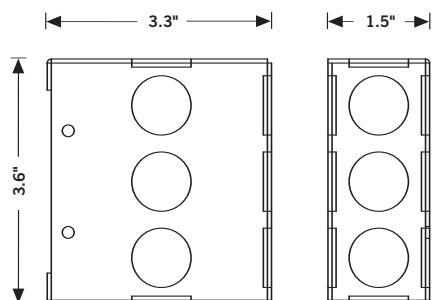


3.0"



Mounting Diagrams

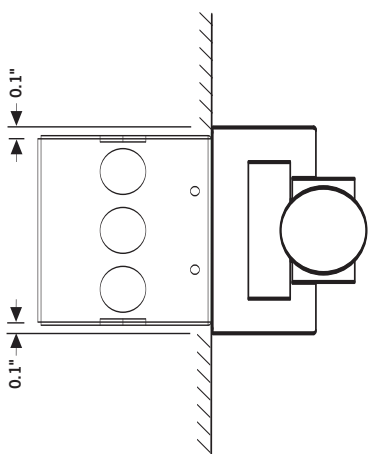
DESCRIPTION



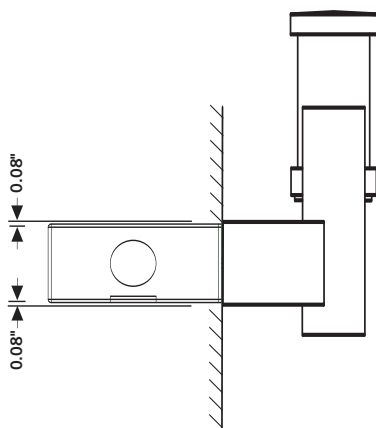
Énergie junction box supplied to allow the fixture to be mounted flush against the wall with no exposed mounting plate.

Énergie junction box may be shipped prior to receiving the full lighting fixture shipment. Consult factory for specific custom junction box dimensions and details.

TOP VIEW



SIDE VIEW



Installation instructions may be found at www.energielighting.com.